

Welcome to the team and your tech!

Here’s where you’ll find instructions on how to perform a first-time login and set up tech tools on your new device(s). Should you have questions about other tech tools that are not included on this page, please contact your manager.



When you need tech help, visit the [IT Help Center](#) and **Click to Chat** with our virtual assistant to obtain the quickest solutions.

The Basics

The **AppStore** is where you’ll find enterprise applications. If you’re looking for an application that’s not in the AppStore, it most likely requires a license. You’ll need your manager’s approval to obtain it.

Microsoft Authenticator is the security tool we use to sign into our work applications via our mobile devices.

PcModels Setup contains setup instructions for desktop machines.

OneDrive is where we store our work files.

Windows Hello is the security tool used to log into our devices using a password, personal identification number (PIN) or biometrics.

Spark is our company’s intranet site.

IT Help Center (on Spark) is where you can obtain tech assistance.

Microsoft Teams is our collaboration tool for meetings, chats, shared files and more.

Printer Drivers contains drivers to printers in specific office areas.

Take these steps to setup your device(s).

STEP 1 First-time login

Click this button if you’re logging into your device(s) for the first time.

STEP 2 Required apps

Click the links below to install required apps for your device(s).


STEP 3 Optional apps

Click the links below to install optional apps for your role.

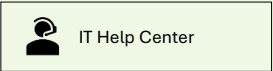
Rather watch a login setup video? Click this button.



Quick links



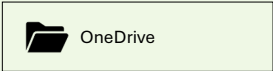
AppStore



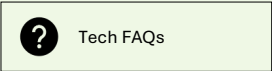
IT Help Center



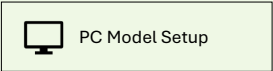
Microsoft Teams



OneDrive



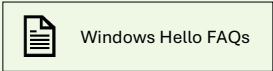
Tech FAQs



PC Model Setup



Spark



Windows Hello FAQs